

Key Facts

Portfolio Manager	Gerald Stack	MER/ICR*	1.06%
Structure	Infrastructure Fund, \$A hedged	Buy/Sell Spread*	0.25%/0.25%
Inception date	1 July 2007	Fund Size	\$A 85.60 million
Performance Fee*	10.10% of excess return over the higher of the Index Relative hurdle (UBS Developed Infrastructure & Utilities Net TR Index (\$A Hedged)) and the Absolute Return Hurdle (Australian Government 10-year bond yield). Additionally, the Performance Fees are subject to a high water mark.		

* All fees are inclusive of the net effect of GST

Performance[†]

	Fund	Excess Return*
1 month	10.36%	5.12%
3 months	3.66%	5.00%
6 months	3.45%	0.69%
12 months	17.56%	6.62%
2 Years (% p.a.)	0.66%	7.31%
3 Years (% p.a.)	-5.41%	-0.60%
Since Inception (% p.a.)	-5.27%	0.13%
Since Inception	-15.37%	0.36%

* Over benchmark

Top Ten Holdings in Alphabetical Order

American Water Works	Water Utilities
Atlantia	Inter-Urban Toll Roads
Atmos Energy	Gas Utilities
ConnectEast Group	Urban Toll Roads
Fraport	Airports
Intoll Group	Urban Toll Roads
National Grid	Transmission and Distribution
PG & E Corp	Integrated Regulated
Transurban Group	Urban Toll Roads
Zurich Airport	Airports

Regional Breakdown *

Europe	27.44%
North America	42.50%
Australia	13.87%
United Kingdom	6.71%
Asia ex-Japan	5.38%
Emerging Markets	0.24%
Japan	0.00%
Cash	3.86%

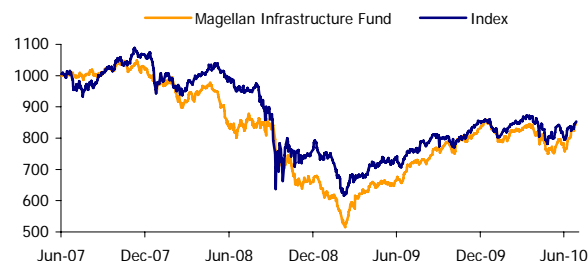
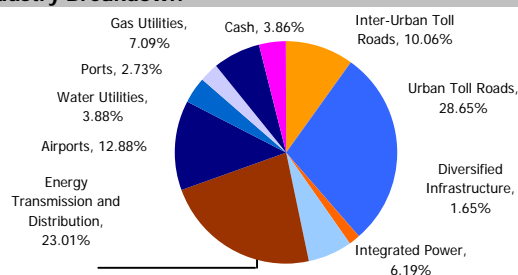
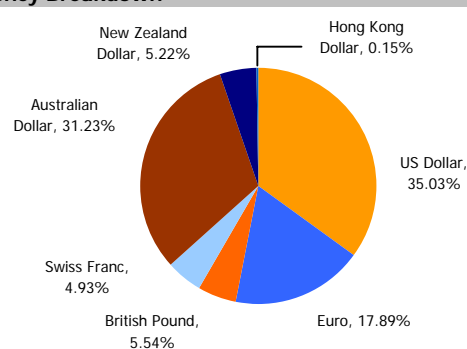
TOTAL	100.00%
-------	---------

* Calculated on a Domicile of Asset basis

** The foreign currency exposures of the portfolio are fully hedged back into AUD

Portfolio Commentary

The Fund returned 10.36% for the month compared to 5.24% for the benchmark index. The spin-offs from Macquarie Infrastructure Group (MIG) accounted for the majority of the Fund's outperformance. During the month, Canadian Pension Plan (CPP), bid A\$1.535 per share for Intoll, which was 38% above the market price prevailing on the day prior to the announcement. Intoll owns 30% of the 407 toll road in Toronto Canada. With no constraint on their ability to raise tolls over the 99-year concession, we consider this road to be the finest infrastructure asset in the world. The negotiations are ongoing between Intoll and CPP and while we consider that the bid undervalues the company we expect it to go ahead. As one of the Fund's largest holdings, this offer had a very positive impact during the month. The other spin off from MIG, Macquarie Atlas Roads, also saw an increase of over 30% for the month as it released positive traffic numbers on its French and UK roads and entered the S&P/ASX200.

Performance Chart Growth of \$1,000

Industry Breakdown

Currency Breakdown **

CONTACT US

+61 2 8114 1888

info@magellangroup.com.au

[†] Calculations are based on exit price to exit price with distributions reinvested, after ongoing fees and expenses but excluding individual tax, member fees and entry fees (if applicable).

Fund Inception 1 July 2007.

Important Information: Units in Magellan Infrastructure Fund are issued by Magellan Asset Management Limited (ABN 31 120 593 946, AFS Licence No 304 301). This material has been provided for general information purposes and must not be construed as investment advice. This material has been prepared without taking into account the investment objectives, financial situation or particular needs of any particular person. Investors should consider obtaining professional investment advice tailored to their specific circumstances prior to making any investment decisions and should read the relevant Product Disclosure Statement (PDS) available at www.magellangroup.com.au or by calling 02 8114 1888.